

CAMPUS EFFECTIVENESS PLAN EVALUATION REPORT
Period July 2015 to June 2016

The goals for the below mentioned CEP criteria for the evaluation period 2015- 2016 were:

	GOAL for 2015-2016
Retention	89%
Placement	70%
Student Satisfaction	4.00
Graduate Satisfaction	4.00
Employer Satisfaction	4.00
<i>Student Learning</i>	
cGPA	3.00
Clinical Results	85%

Result Analysis:

Retention: Currently our overall retention rate for all programs is 90%. For DMS, it is 89%, CVT 100%, MBC 82% and, MA 100%.

Programs	Retention 2015-2016
DMS	89%
CVT	100%
MBC	82%
MA	100%

Placement: The current placement rate for all programs is 57%. For DMS, it is 54%, MBC 60% and, MA 60%. The CVT program students have not graduated yet.

Programs	Placement 2015-2016
CVT	NA
DMS	54%
MBC	60%
MA	60%

Student Satisfaction: Our overall so far is 4.25. Our student satisfaction rating on initial and follow-up survey for this period is 4.27 and 4.23.

Current Student Satisfaction		
	Initial Survey	Follow Up Survey
Administration (Admissions)		
Information Provided	4.00	NA
Enrollment and Registration Process	4.33	
Instruction		
Classroom Lectures	4.38	4.25
Instructor	4.59	4.44
Course Material provided	4.15	4.13
Faculty's Attitude towards different views	4.30	4.06
Faculty's Attitude towards student learning	4.37	4.44
Staff and Available Resources		
Staff	4.33	4.25
Resources Available	3.81	4.13
Class Size	4.41	4.19
Overall Average	4.27	4.23

Graduate Satisfaction The overall graduate satisfaction rating for all programs for this period is 4.37. The rating for DMS is 4.54, MA is 4.33 and MBC is 4.25. The overall response rate for all programs was 46%.

Graduate Satisfaction (2015-2016)			
	DMS	MA	MBC
Gained Adequate Knowledge	4.78	4.00	4.50
Classroom Lectures	4.67	4.00	4.00
Administration	4.56	4.00	4.50
Resources Available	4.33	5.00	4.50
Clinical Externship	4.56	4.00	3.00
Career Services	4.33	5.00	5.00
Overall Average	4.54	4.33	4.25

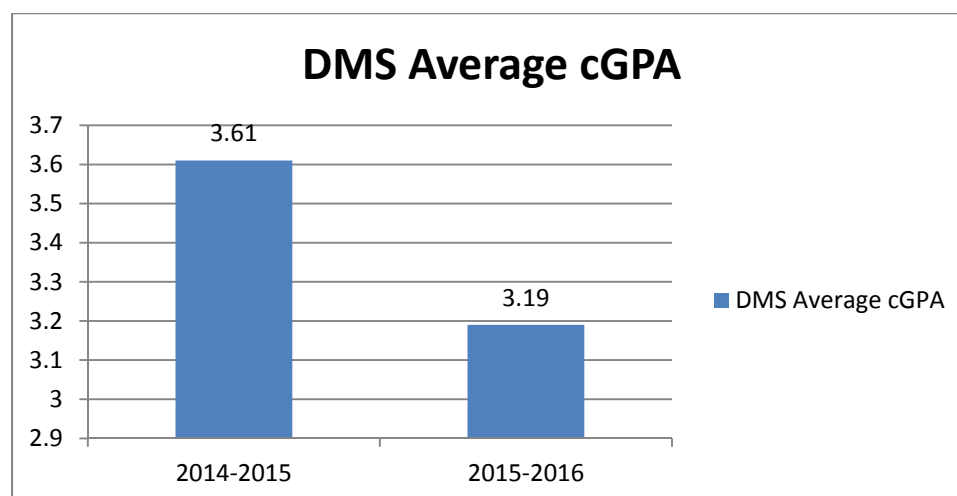
Employer Satisfaction The employer satisfaction rating for the current period is 4.52. The school will keep collecting the surveys till the end of October 2016.

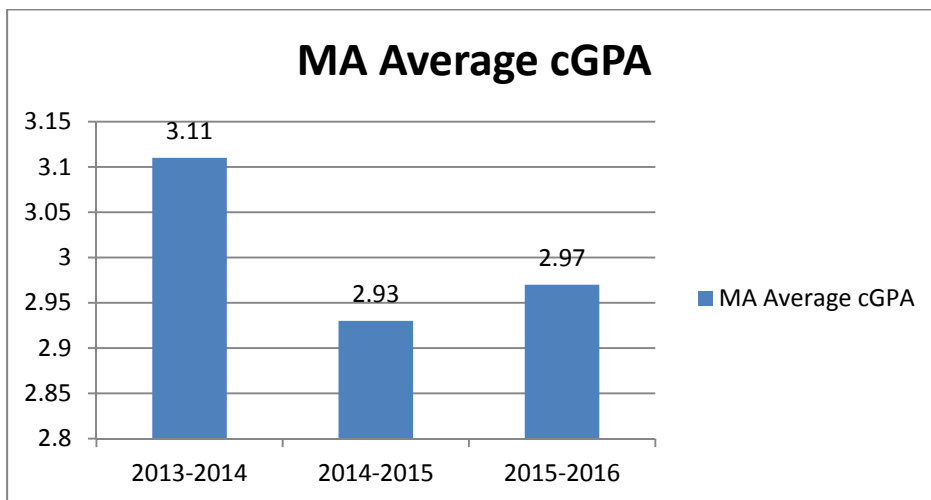
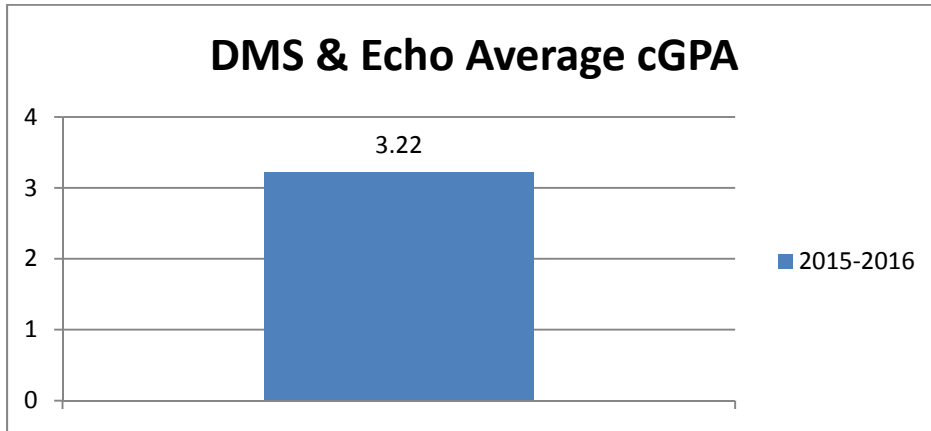
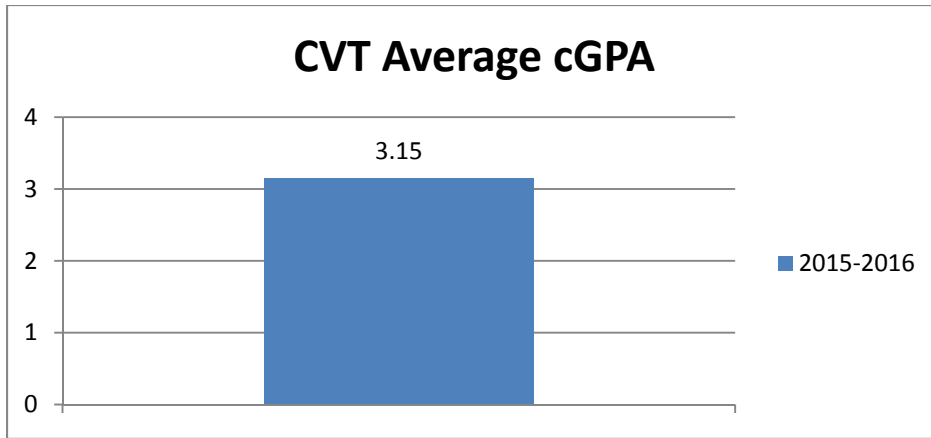
Employer Satisfaction Survey Analysis	
2015-2016	
Survey Sent	11
Surveys Received	3
Response Rate	27%
Average Score	4.52

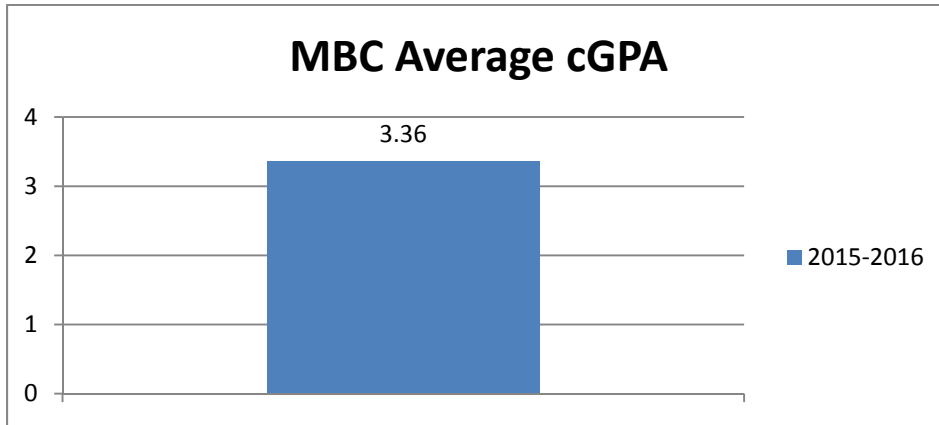
Student Learning Outcome: In student learning outcomes, we looked at cGPA, clinical skills assessment scores and registry passing rate. The results of the registry pass rate will be discussed later; however the other two outcome results are discussed below.

cGPA: The overall cGPA for the school in all programs is 3.17. The average cGPA according to programs for students in the reporting period is shown below:

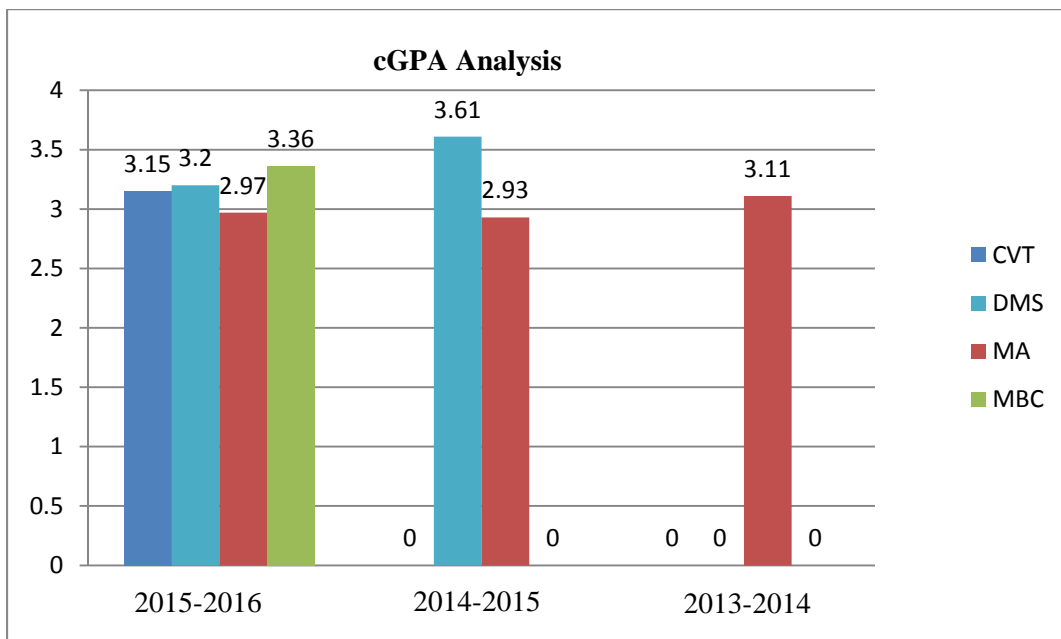
cGPA	
Program	2015-2016
DMS	3.19
CVT	3.15
MA	2.97
MBC	3.36





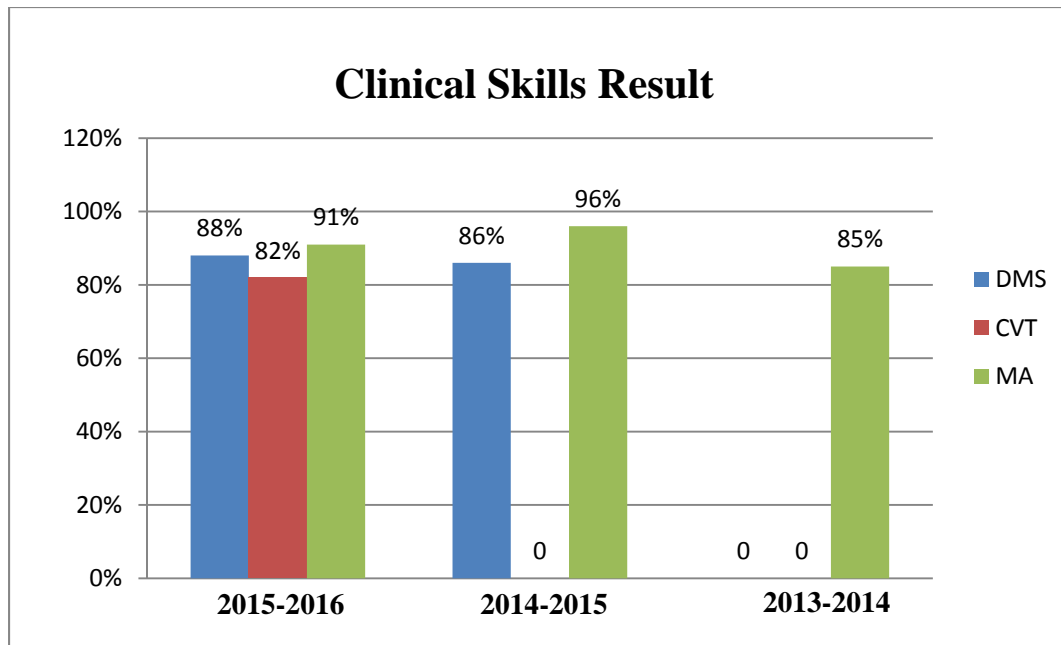


The comparison of cGPA for different programs is shown below:



Clinical Skills Assessment Result:

The results according to programs and year are shown below. The overall percentage for clinical skill assessment was 87% for all programs. The percentage for CVT was below 85%, whereas, for all other programs, it was more than 85%.



Certification Exam Results for programs longer than 300 clock hours

Certification Exam (%)				
Program	Measures	2015-2016	2014-2015	2013-2014
DMS	Appearance rate	65%	100%	NA
	Passing Rate	79% (15 out of 19)	100% (2 out of 2)	
CVT	Appearance rate	100%	NA	NA
	Passing Rate	100% (2 out of 2)		
MA	Appearance rate	40%	20%	83%
	Passing Rate	67% (2 out of 3)	100% (1 out of 1)	100% (5 out of 5)
MBC	Appearance rate	100%	NA	NA
	Passing Rate	100% (6 out of 6)		

	Results for 2015-2016 period
Retention	90%
Placement	57%
Student Satisfaction	4.25
Graduate Satisfaction	4.37
Employer Satisfaction	4.52
<i>Student Learning</i>	
cGPA	3.17
Clinical Results	87%